

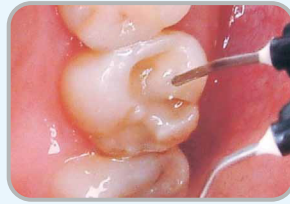
CLEARFIL™ AP-X Flow

BROAD APPLICABILITY WITH EASY HANDLING PROPERTY

- CLEARFIL™ AP-X Flow is a flowable, nano super-filled, light-cured, radiopaque, restorative composite resin.
- CLEARFIL™ AP-X Flow offers optimal consistency for controlled application and flowability.
- The right consistency is essential for the efficacy of a flowable composite. CLEARFIL™ AP-X Flow meets this demand sufficiently. With its material benefits and the new ergonomic and comfortable syringe, it truly satisfies the dentist.
- CLEARFIL™ AP-X Flow is characterized by very high filler loading (81 wt%) for exceptional strength and wear resistance, even for posterior restorations.



1. Cavity preparation



2. Lining the cavity



3. Build-up marginal ridges



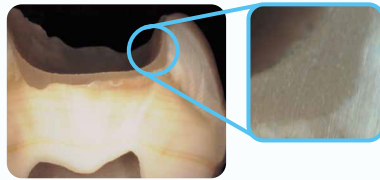
4. Light-curing and polishing

CLINICAL APPLICATIONS

- Intraoral repairs
- Direct restorations for anterior and posterior teeth (Class I - III, V cavities, cervical caries, root erosion)
- Cavity liner and base for direct restorations, and indirect restorations using the IDS (Immediate Dentin Sealing) technique; the IDS procedure refers to sealing dentin immediately after the preparation and before the final impression.

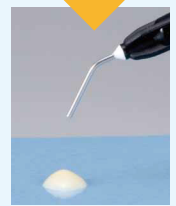
Pic.1

A cross-sectional view of CLEARFIL™ AP-X Flow used for cavity in an extracted human tooth. It adheres tightly to the bottom of the cavity because it is able to "wet out" or adapt well to the bonding layer.



Pic.2

CLEARFIL™ AP-X Flow filled into a Class V cavity. It can be easily filled into such a cavity without running.



Precise flow and release formula(see the pic below)

Pic.3

Mandibular anterior tooth restoration with single layer. Preparation, bonding, filling and polishing.



SYRINGE DESIGN

The wing-shaped plunger injects its content paste till the last.


The extra wide holder offers a good grip for easy and comfortable application.



The structure of CLEARFIL™ AP-X Flow has the least space between the syringe and nozzle. This can exhibit lowest incidents of voids.

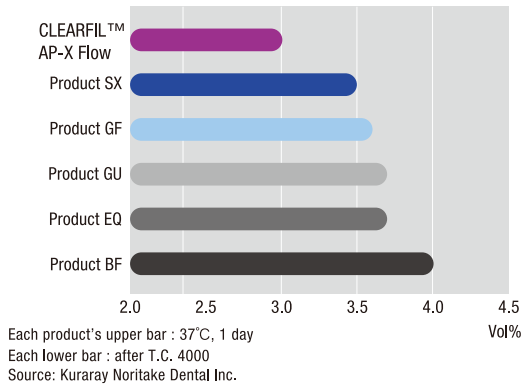
COMPONENTS

- CLEARFIL™ AP-X Flow boasts new filler technology, obtained by treating the filler particles with Kuraray's proprietary new Nano Dispersion Technology. The result is a resin matrix consisting of monomers, nano fillers and micro fillers, reinforcing with a high filler load of 81 wt% (62 vol%), delivers a flowable composite with extremely low polymerisation shrinkage.
- CLEARFIL™ AP-X Flow exhibits impressive physical properties, while maintaining excellent aesthetic qualities.
- It has lowest polymerization shrinkage of the current flowables. (The graph below left)
- CLEARFIL™ AP-X Flow shows the highest flexural strength among the tested flowable composites. (The graph below right)

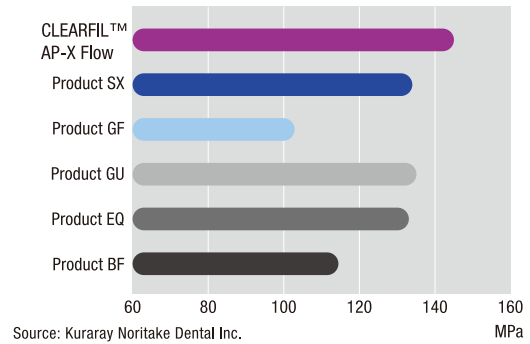


Scanning Electron

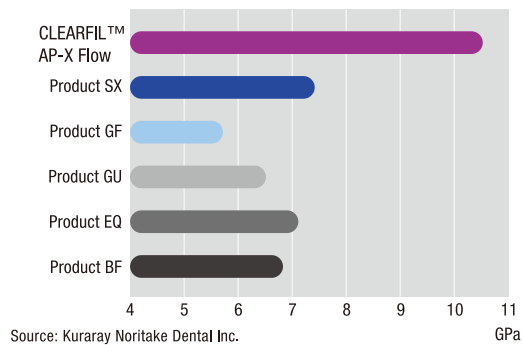
Volumetric polymerization shrinkage



Flexural Strength

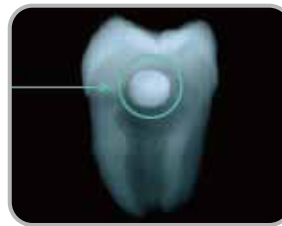


Flexural Modulus

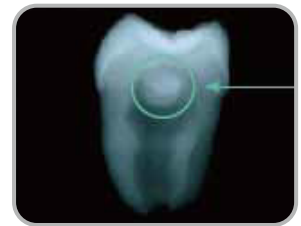


RADIOPACITY

- High radiopacity for accurate detection



CLEARFIL™ AP-X Flow
290% of aluminium (ISO 4049)




Competitor's Product



- #3230-WD CLEARFIL™ AP-X Flow (A1)
- #3231-WD CLEARFIL™ AP-X Flow (A2)
- #3232-WD CLEARFIL™ AP-X Flow (A3)
- #3233-WD CLEARFIL™ AP-X Flow (A3.5)
- #3234-WD CLEARFIL™ AP-X Flow (A4)
- #3236-WD CLEARFIL™ AP-X Flow (B2)
- #3238-WD CLEARFIL™ AP-X Flow (C3)
- #3241-WD CLEARFIL™ AP-X Flow (Cv)
- #3242-WD CLEARFIL™ AP-X Flow (OA3)
- #3245-WD CLEARFIL™ AP-X Flow Needle Tip 20pcs

- Read the Instruction for Use supplied with the product before use.
- The measurement data contained in this brochure are obtained by the results of tests performed by Kuraray Noritake Dental Inc.
- The colors of the product pastes and hardened products shown in this brochure may vary from the actual colors.
- The specifications and appearance of the product are subject to change without notice.

 Kuraray Noritake Dental Inc.

Ote Center Bldg.,
1-1-3, Otemachi, Chiyoda-Ku, Tokyo 100-0004, Japan
Website : <http://www.kuraraynoritake.com>