

In 1926, Kuraray was established in Kurashiki, Japan, where the industrial production of viscose rayon began. Though intensive research and development the company succeeded in building up extensive expertise and technological strength in the fields of polymer chemistry, synthetic chemistry and chemical engineering.

Kuraray entered the field of dental materials in 1973. The mission of Kuraray was to respond precisely and thoroughly to the needs of the dental profession with reliable products of superior quality. In 1978, Kuraray introduced the first bonding system to the market: CLEARFIL™ BOND SYSTEM F, the start of the age of adhesive dentistry. At the same time, the company developed the "total-etch technique" for enamel and dentin. Over four decades, Kuraray Noritake Dental Inc. continues to bring forth innovative, quality products to meet the demands of a continuously changing dental profession.

- Read the Instructions for Use supplied with the products before use.
- The specifications and appearance of the product are subject to change without notice.

Ote Center Bldg., 1-1-3, Otemachi, Chiyoda-ku, Tokyo 100-0004  
<http://www.kuraraynoritake.com/wd>

PANAVIA and CLEARFIL are a trademark of KURARAY Co., Ltd.



SELF-ADHESIVE RESIN CEMENT

**PANAVIA™ SA CEMENT Plus**  
**Automix**

YOUR EVERYDAY PANAVIA™ IMPROVED

New  
Chemistry  
Provides  
High  
Performance

Fast & Easy  
Clean-UP

Shade  
Selection includes  
Translucent,  
Universal (A2) and  
White

**PANAVIA™ SA Cement Plus** is a dual-cure, self-adhesive resin cement with a unique, fluoride-releasing mechanism that is available in convenient automix syringes.

**PANAVIA™ SA Cement Plus** provides an outstanding level of adhesion to enamel, dentin, metal, lithium disilicate and zirconia. Bond strengths are virtually unaffected by the dryness or wetness of the tooth structure.

These high bond strengths, in combination with its very low water absorption rate, leads to long-lasting marginal integrity for your restorations.

This reliable, self-adhesive cement offers a unique catalyst-controlled setting mechanism which provides an easier clean-up technique with shorter chair-time and reduces the possibility of damaging the gingiva.



**YOUR EVERYDAY  
PANAVIA™ IMPROVED.**

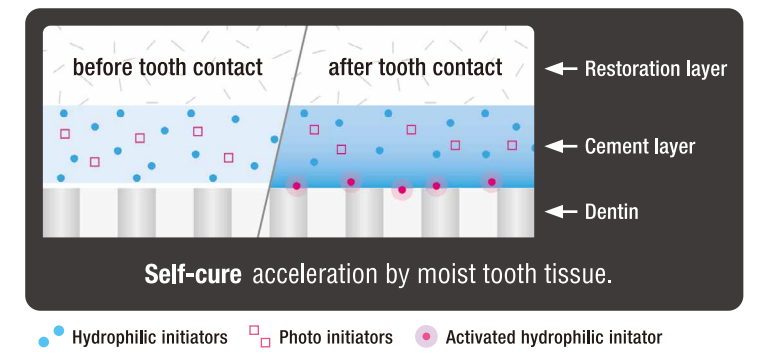
SELF-ADHESIVE RESIN CEMENT

**PANAVIA™ SA CEMENT Plus  
Automix**



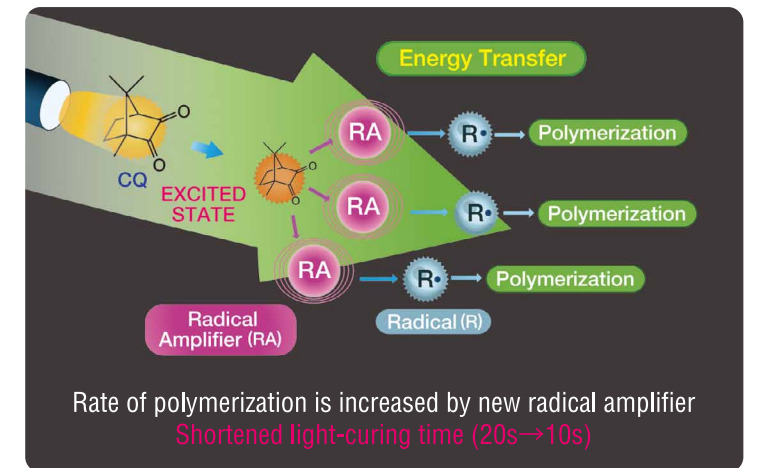
### Effortless Curing

A cocktail of dual-cure technologies makes sure your cement cures quickly and creates a durable seal. As our hydrophilic initiators make contact with the moist dentin, the self-curing reaction gets accelerated.



### Faster Light-curing Time (10 seconds)

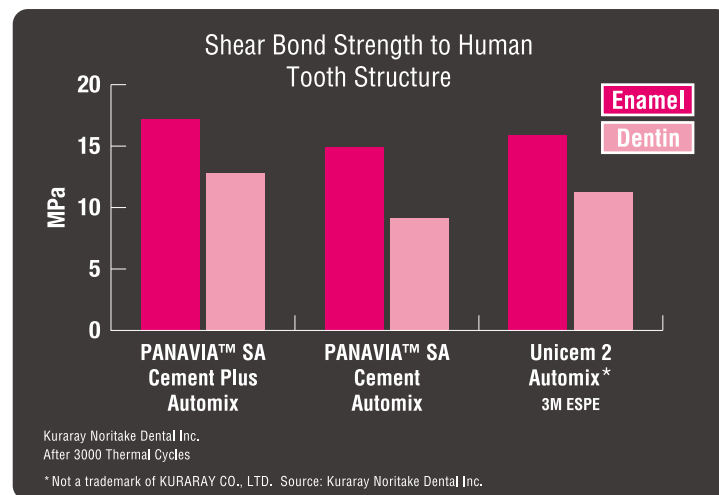
A new Radical Amplifier increases the rate of polymerization, shortens the light-curing time, and increases the bond strength.



## NEW CATALYST CHEMISTRY PROVIDES HIGH PERFORMANCE

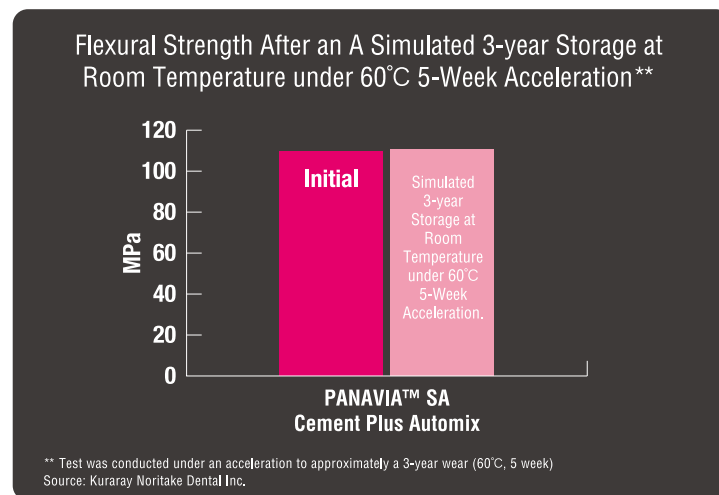
### Stronger Bond Strength

PANAVIA™ SA Cement Plus has approximately **35%** increase in dentin bond strength and approximately **15%** increase in enamel bond strength as shown in durability testing.

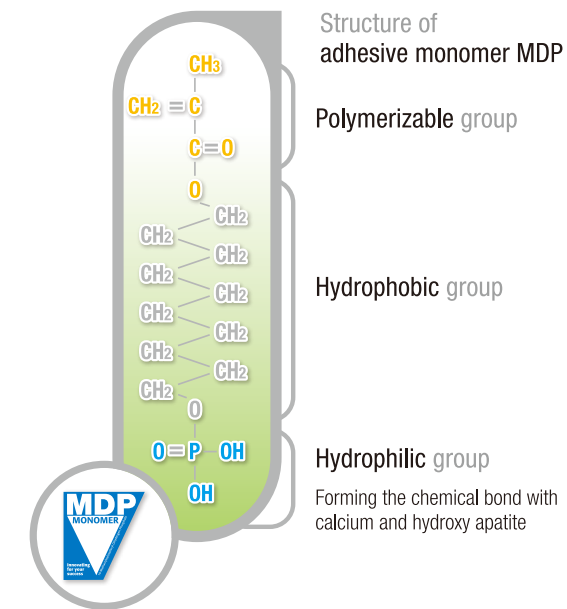


### Stable Room Temperature Storage

Refrigeration is no longer necessary. PANAVIA™ SA Cement Plus has a stable 3-year shelf-life at room temperature (2-25°C).



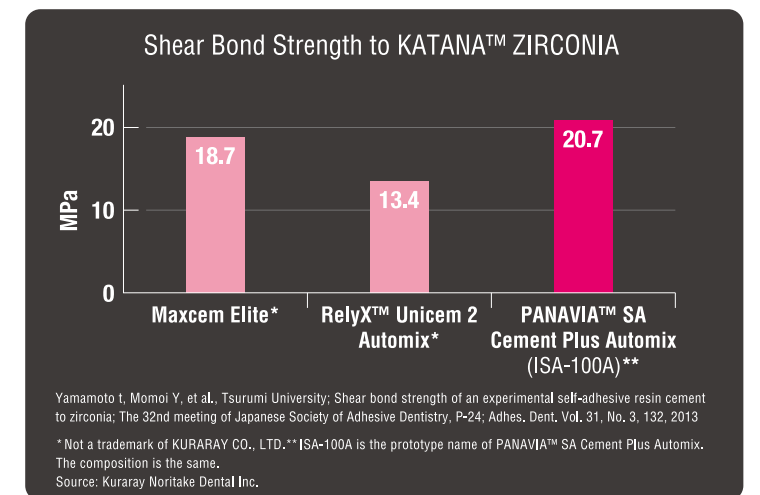
## MDP




### Unique phosphate monomer:

- Acid monomer for decalcification
- Speedy reaction to Hydroxy Apatite
- Excellent penetration into dentin
- Durable performance

**High bond strength to tooth structures, metals and ceramics (Zirconia and Alumina)**




## Shades



Universal (A2)



White



Translucent

Printed color may be slightly different than actual.

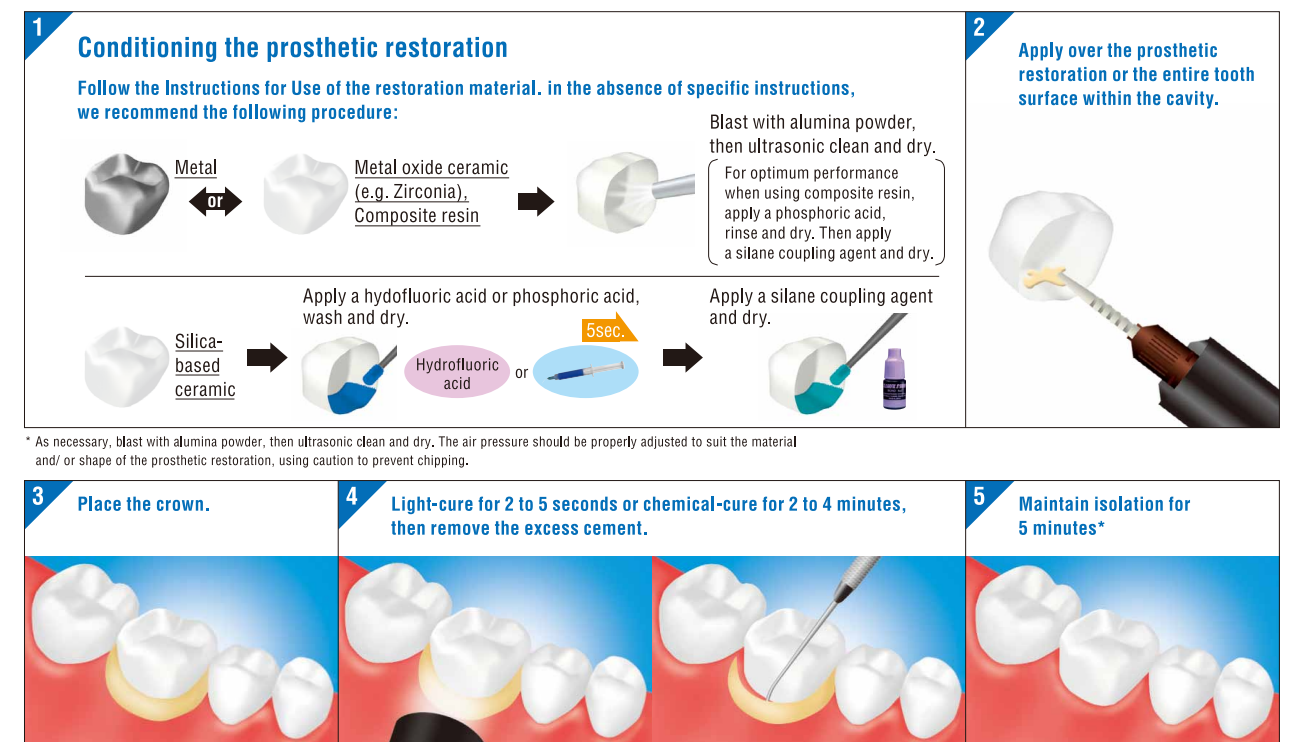
## ENDO TIP



Photo by courtesy of Prof. Dr. M. Ferrari, Livorno

## STANDARD PROCEDURE

**Cementation of Crowns** Clean and dry the tooth surface, and then trial fit the prosthetic restoration.



## INDICATIONS

- [1] Cementation of crowns, bridges, inlays and onlays
- [2] Cementation of prosthetic restorations on implant abutments and frames
- [3] Cementation of adhesion bridges and splints
- [4] Cementation of posts and cores
- [5] Amalgam bonding

## Tech Specs

Filler Loading: 63wt% (40vol%)

Radiopacity\*: 150%Al

Film Thickness: 15µm

\* According to ISO 4049: 2009  
Source: Kuraray Noritake Dental Inc.