

In 1926, Kuraray was established in Kurashiki, Japan, where the industrial production of viscose rayon began. Though intensive research and development the company succeeded in building up extensive expertise and technological strength in the fields of polymer chemistry, synthetic chemistry and chemical engineering.


Kuraray entered the field of dental materials in 1973. The mission of Kuraray was to respond precisely and thoroughly to the needs of the dental profession with reliable products of superior quality. In 1978, Kuraray introduced the first bonding system to the market: CLEARFIL™ BOND SYSTEM F, the start of the age of adhesive dentistry. At the same time, the company developed the "total-etch technique" for enamel and dentin. Over four decades, Kuraray Noritake Dental Inc. continues to bring forth innovative, quality products to meet the demands of a continuously changing dental profession.

- Read the Instructions for Use supplied with the products before use.
- The specifications and appearance of the product are subject to change without notice.

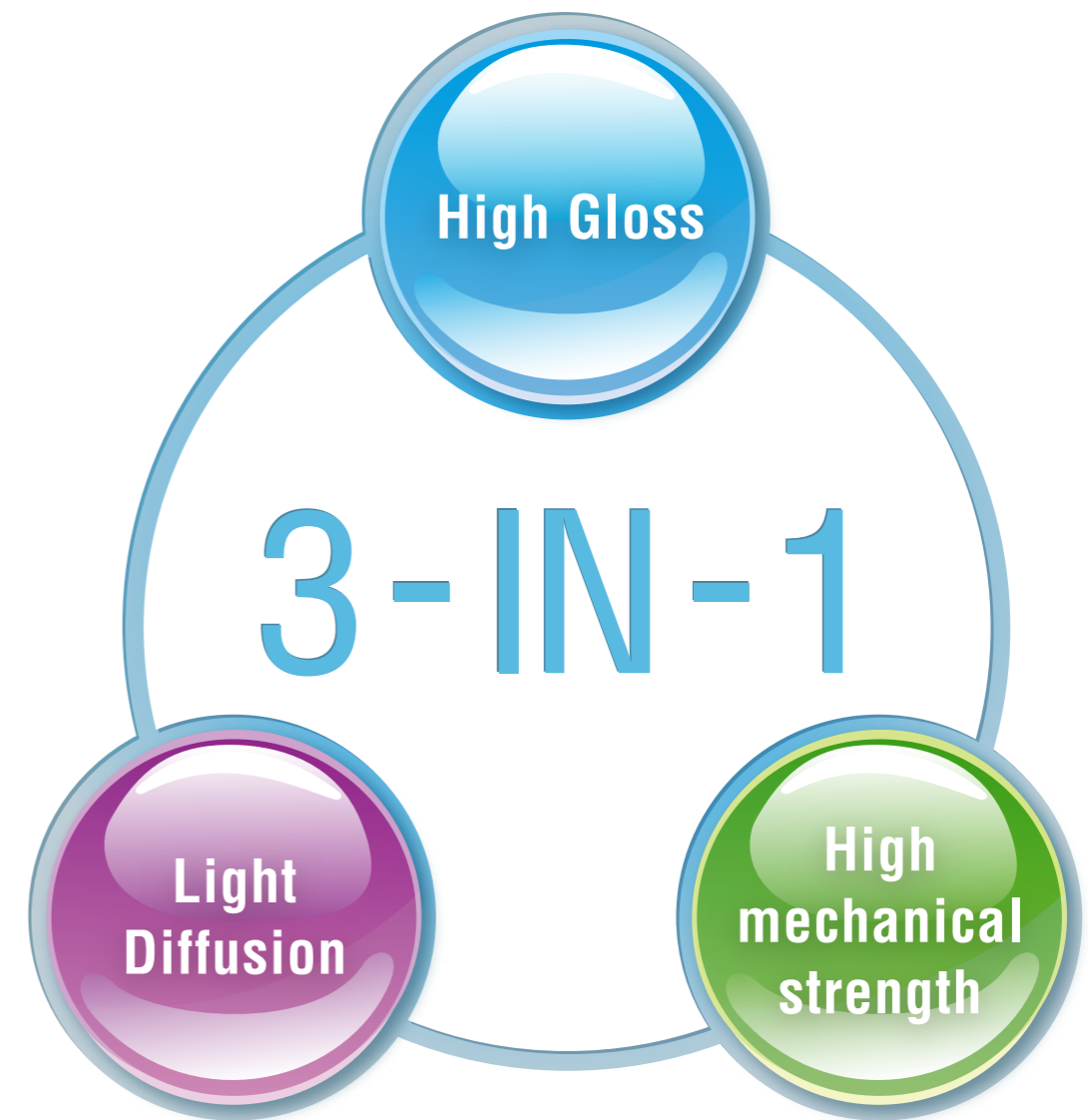
Ote Center Bldg., 1-1-3, Otemachi, Chiyoda-ku, Tokyo 100-0004
<http://www.kuraraynoritake.com/ANZ>
"CLEARFIL" is a trademark of KURARAY Co., Ltd.



CLEARFIL MAJESTY™ ES Flow



Natural. Simple. Durable



CLEARFIL MAJESTY™ ES Flow

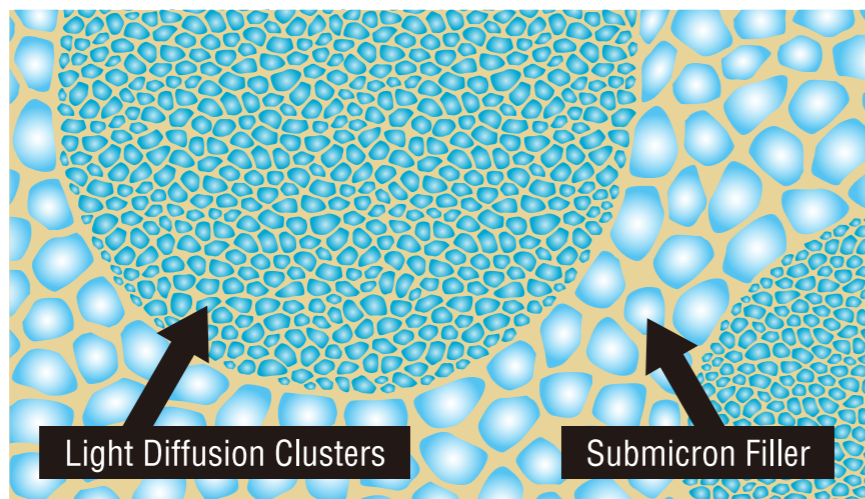
Natural. Simple. Durable.

CLEARFIL MAJESTY™ ES Flow is a universal flowable composite developed by using special submicron fillers that make it easy to polish. Special submicron fillers are surface treated with a proprietary silane coupling agent, which allows for the high filler loading to provide superior mechanical properties

Special Filler Technology combines high polishability, light diffusion and high mechanical properties.

CLEARFIL MAJESTY™ ES Flow

Filler



CLEARFIL MAJESTY™ ES Flow is high filler loaded flowable composite in terms of the submicron filler amount. Millions of submicron fillers join together and stay together over time, thanks to our exceptional Silane, creating outstanding gloss on the restoration surface.

The fillers are so small that light reflections show a natural effect even after wear. The light effect of the light diffusion cluster gives you a great color adaptation. It's all about the perfect balance between glossy submicron fillers, light diffusion clusters, resin matrix and Kuraray Noritake Dental's Silane technology.



A high level gloss can be achieved by simply wiping the cured CLEARFIL MAJESTY™ ES Flow resin with a gauze or cotton roll soaked in ethanol.



Fig.1 : GLOSS AFTER WIPING WITH ETHANOL

A higher level of polishability can be achieved with a simple 10-20 second, one-step polishing technique that will produce a smooth surface.

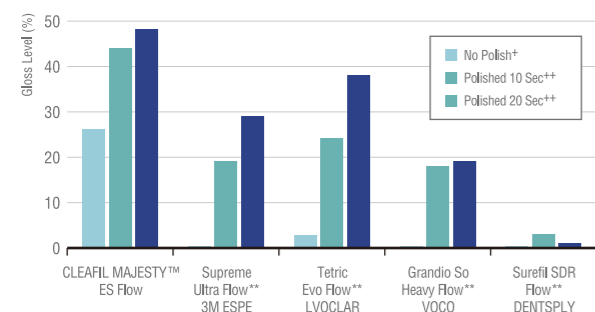


Fig.2 : COMPARISON OF GLOSS BEFORE & AFTER POLISH
 * Gloss level of all the materials were measured after ethanol wiping.
 ** Tested Materials were Polished with same criteria using Opti1Step Polisher (Kerr Corporation)

Polish retention is one of the key features required for composite restorations. The filler particles of CLEARFIL MAJESTY™ ES Flow have been designed to produce optimum polish retention.

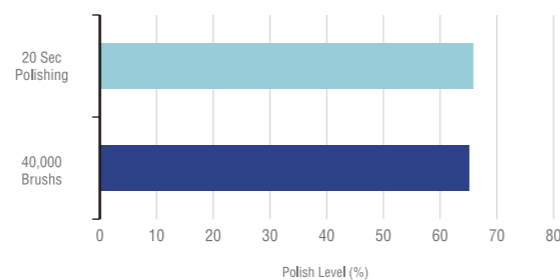


Fig.3 : HIGH POLISH RETENTION AFTER TOOTHBRUSH WEAR TEST

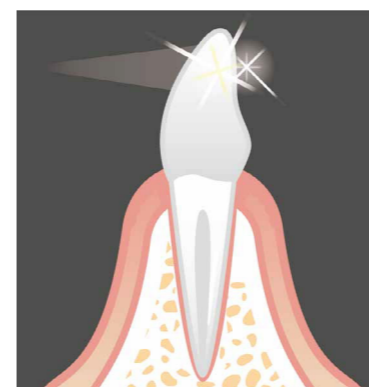
** Not a trademark of KURARAY CO.,Ltd

Source: Kuraray Noritake Dental Inc.

Source: Kuraray Noritake Dental Inc.



Light Diffusion Technology adjusts color saturation.



Natural tooth substance absorbs light and diffuses it in all directions. Kuraray Light Diffusion Clusters diffuses light like natural tooth substance.

Once the right shade has been chosen and the opacities predetermined, the Light Diffusion Technology adds the finishing touch. It adapts the color saturation to the surrounding tooth tissue. This technology makes it possible to get very close to natural dentin and enamel light effects

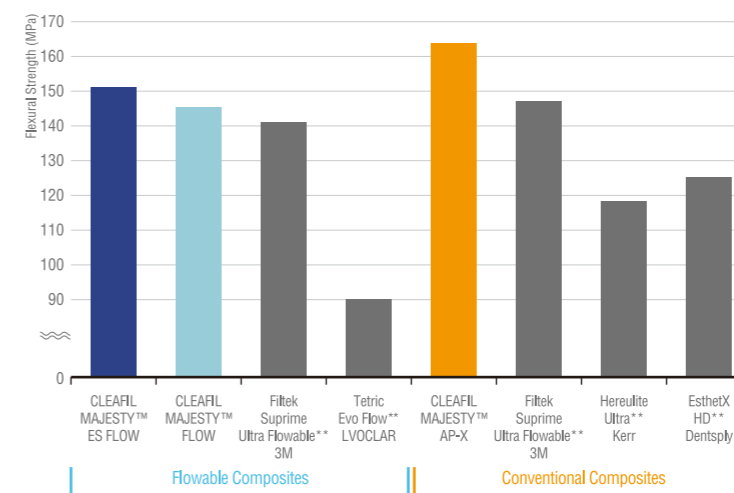


Fig.4 : FLEXURAL STRENGTH COMPARISON

* According to ISO 4049: 2009

** Not a trademark of KURARAY CO.,Ltd

Source: Kuraray Noritake Dental Inc.

Compressive strength *: 373 MPa
 Radiopacity *: 140 % Al
 Working time *: approx. 100 seconds

Clinical case

Works with CLEARFIL MAJESTY™ ES Flow



Courtesy of Dr. Hirofumi Tashiro

Handling

CLEARFIL MAJESTY™ ES Flow was designed with the best handling characteristics in mind. The shape and size of different fillers provide superior handling characteristics to the paste which improves handling and sculpting dramatically. These unique handling properties make it a non-sticky composite.



Fig.5 : HIGH POLISH RETENTION AFTER TOOTHBRUSH WEAR TEST

Fig.6 : PASTE CONSISTENCY AFTER DISPENSING

Indications

- Direct restorations for all cavity classes, cervical lesions (e.g. root surface caries, v-shape defects), tooth wear, and tooth erosion
- Cavity base / liner
- Correction of tooth position and tooth shape (e.g. diastema closure, tooth malformation)
- Intraoral repairs of fractured restorations

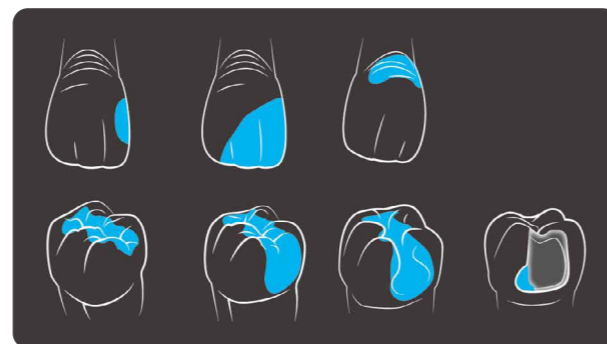
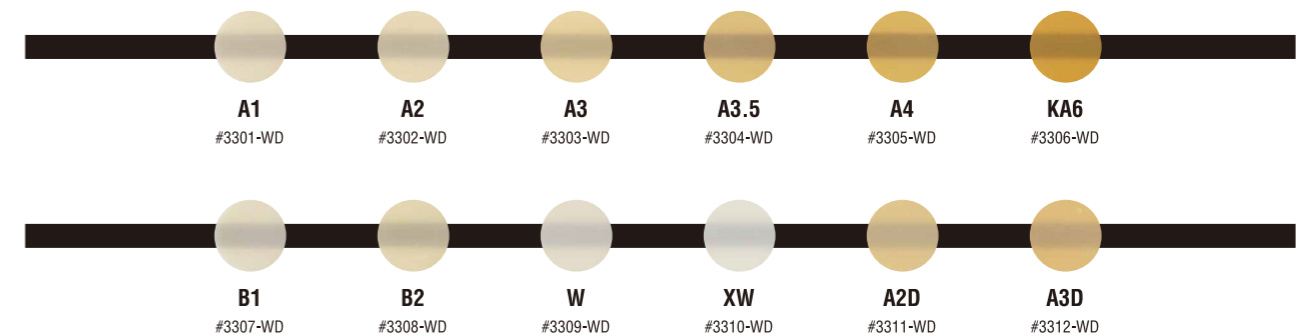


Fig.7 : Indication image

Shades

1 SYRINGE PER SHADE (1.5ml/2.7g); 15 needle tips per syringe pack
Available colors: A1, A2, A3, A3.5, A4, KA6, B1, B2, W, XW, A2D, A3D



The colors of the actual shade guide may deviate from the printed colors.

Related products

NEEDLE TIP
20 tips
#3331-WD



SHADE GUIDE**
All shades
#3000-WD

SHADE GUIDE COMPACT**
A1, A2, A3, A3.5, A4, B1, B2, B3, B4, C1, C2, C3, C4, D2, D3, XW, W
#3001-WD

** Compatible to CLEARFIL MAJESTY™ ES Flow and CLEARFIL MAJESTY™ ES-2